



8400 Noblestown Road ~ McDonald, PA 15057 ~ (724) 926-8700

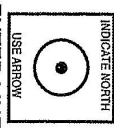
### APPLICATION FOR DRIVEWAY PERMIT

Date application was received:		<b>FEE \$150.00 and any engineering fees incurred by twp.</b> <input type="checkbox"/> received	
Applicant name:	E-mail:	Phone:	
Parcel ID number:			
Owner's name:	E-mail:	Phone:	
Owner's address:			
Address for permit (Location of driveway):			
Distance to nearest intersection:			
Drainage provisions to be installed in driveway (Include items such as sluice pipes, ditches, etc.)			
Width of driveway:		Length of driveway:	
<p><b>On the back of this form, please draw a diagram of the driveway showing all setbacks, line of sight, width and depth, turnaround and curve radius and drainage provisions.</b></p> <p><b>No permanent structures shall be placed on any Township right-of-way. If there is, it will be removed at the owner's expense. (ex.: mailboxes, pipes, concrete/blacktop driveways.)</b></p>			
Applicant's signature:		Date:	

Official Use:	
Approved: <input type="checkbox"/>	Denied: <input type="checkbox"/>
Manager's signature:	Date:
Reason for denial:	
<p>NOTICE: Any permit issued pursuant to the approval of this application may be revoked if the issuance was based upon incomplete or inaccurate information, or if violates any Robinson Township Ordinance, Pennsylvania Statute, United States Law or Court Precedence. . I attest that I am the owner of the property and that any changes made will be on property that I own.</p>	

POSTED  
SPEED  
LIMIT  
MPH

EDGE OF PAVEMENT



CENTER LINE



Line of Sight

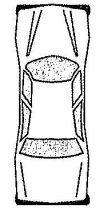
ROADWAY SIGHT DISTANCE FT

AREA TO BE CLEAR OF VIEW OBSTRUCTIONS

90°

Line of Sight

ROADWAY SIGHT DISTANCE FT



EDGE OF TRAVEL LANE  
RADIUS (R) OF BOTH DRIVEWAY CURVES  
MUST BE AT LEAST FIVE FEET FOR CARS

Roadway Sight Distance measurements are optional. These fields will be verified or completed by the Department

FOR DEPARTMENT USE ONLY

Application Received

By \_\_\_\_\_

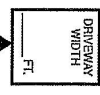
Date \_\_\_\_\_

Notes:

Is any portion of the property reserved for a person with a disability or a severely disabled veteran? YES  NO

VEHICLE TURNAROUND

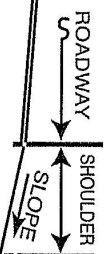
DRIVEWAY WIDTH MUST BE AT LEAST 10 FEET FOR CARS



FOR DEPARTMENT USE ONLY

Site Reviewed On \_\_\_\_\_

Comments \_\_\_\_\_



(Fill in appropriate line)

(Fill in appropriate slope)

Description \_\_\_\_\_  
S.R. \_\_\_\_\_  
Segment \_\_\_\_\_  
Offset \_\_\_\_\_  
Field Viewed By \_\_\_\_\_

SIGNATURE

DATE

Under and subject to all the conditions, restrictions and regulations prescribed by the on the issued Permit

The applicant certifies that all statements contained herein are true and correct.

By **X**

SIGNATURE(S)

DATE